

Small Signal Product
SOT-323 100-250V/200mA Switching Diode
FEATURES


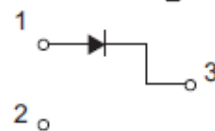
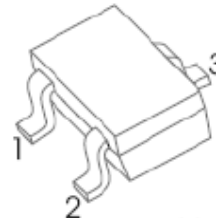
- Fast Switching Speed
- Surface Mounted Device
- Moisture sensitivity level 1
- Pb free and RoHS compliant

MECHANICAL DATA

- Case: SOT-323 package
- High temperature soldering guaranteed: 260°C/10s
- Weight: 5mg (approximately)

APPLICATION

- General purpose switching application


SOT-323


MAXIMUM RATINGS AND ELECTRICAL CHARACTERISTICS ($T_A=25^\circ\text{C}$ unless otherwise noted)					
PARAMETER	SYMBOL	VALUE			UNIT
		BAS19W	BAS20W	BAS21W	
Peak Repetitive Reverse Voltage	V_{RRM}	100	150	250	V
DC Blocking Voltage	V_R	100	150	250	V
Average Rectified Output Current	I_O	200			mA
Power Dissipation	P_D	200			mW
Thermal Resistance from Junction to Ambient	$R_{\theta JA}$	625			$^\circ\text{C}/\text{W}$
Junction Temperature	T_J	125			$^\circ\text{C}$
Storage Temperature Range	T_{STG}	- 55 to + 150			$^\circ\text{C}$

PARAMETER	TEST CONDITION	SYMBOL	MIN	MAX	UNIT
Reverse Breakdown Voltage	at $I_R = 100 \mu\text{A}$	$V_{(BR)}$	BAS19W	100	V
			BAS20W	150	
			BAS21W	250	
Reverse Voltage Leakage Current	at $V_R = 100 \text{ V}$ at $V_R = 150 \text{ V}$ at $V_R = 200 \text{ V}$	I_R	BAS19W	--	0.1
			BAS20W	--	
			BAS21W	--	
Forward Voltage	at $I_F = 30 \text{ mA}$ at $I_F = 100 \text{ mA}$	V_F		1	V
				1.25	
Diode Capacitance	$V_R=0\text{V}$, $f=1.0\text{MHz}$	C_D	--	5	pF
Reverse Recovery Time	at $I_F=I_R=30\text{mA}$, $I_{rr}=0.1 \times I_R$	t_{rr}	--	50	ns

Small Signal Product

RATINGS AND CHARACTERISTICS CURVES

($T_A=25^\circ\text{C}$ unless otherwise noted)

Fig.1 Typical Forward Characteristics

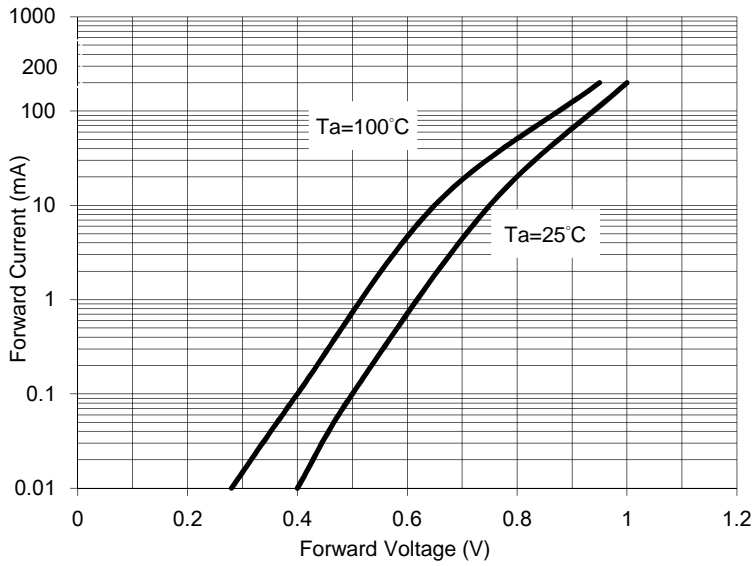


Fig. 2 Typical Reverse Characteristics

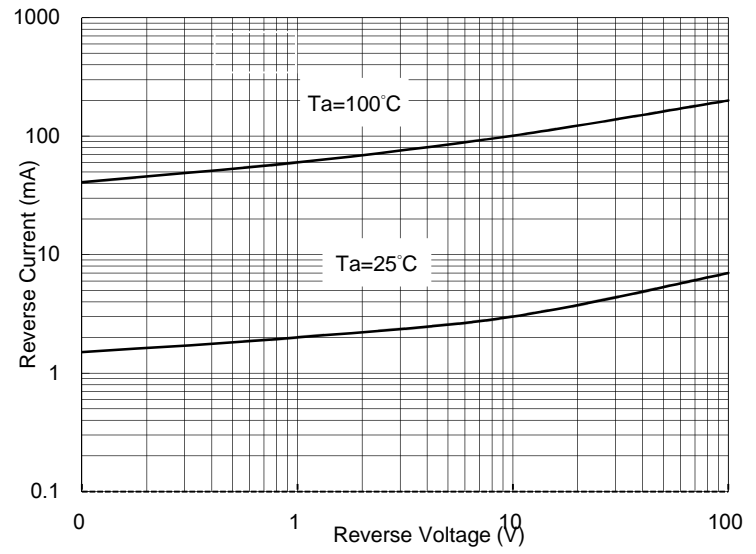


Fig. 3 Power Derating Curve

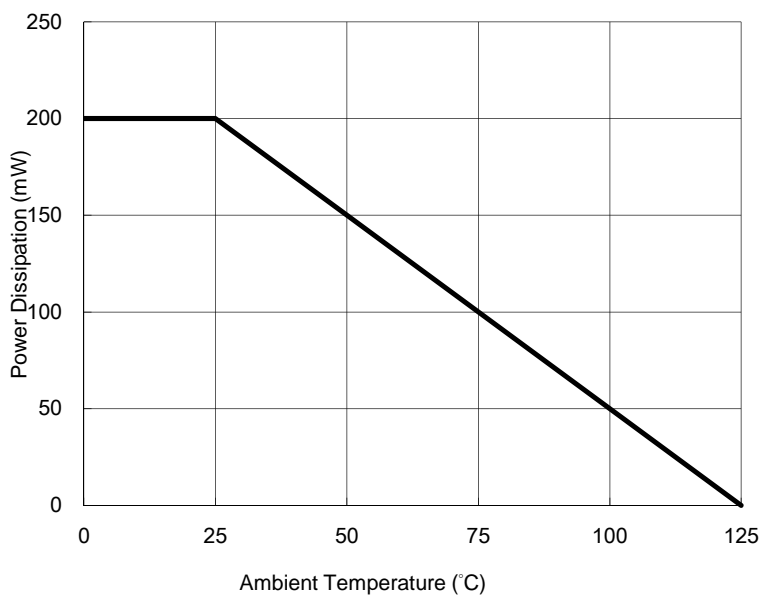
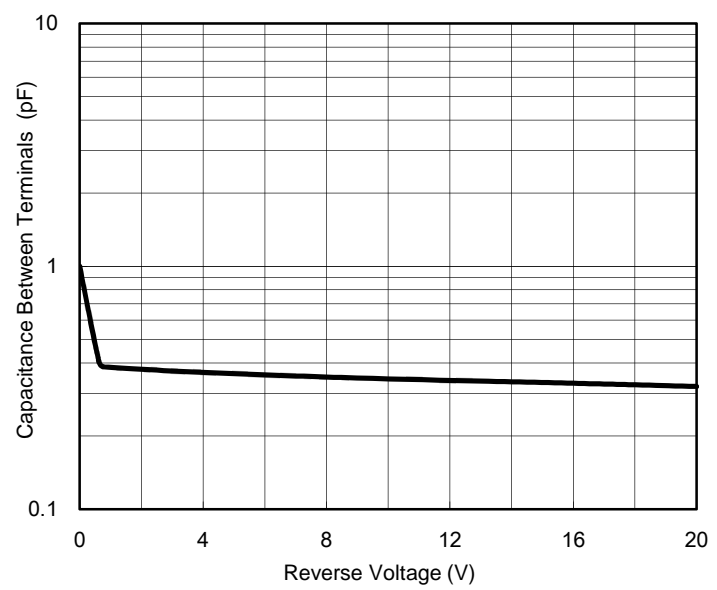


Fig. 4 Typical Capacitance Characteristics



Small Signal Product

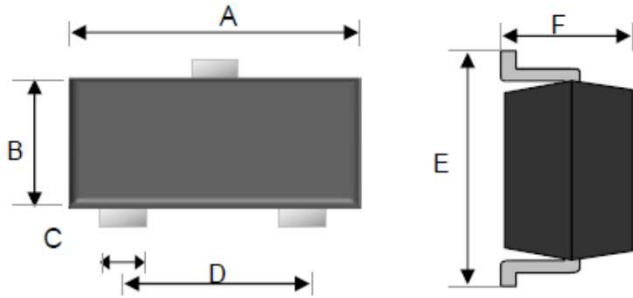
ORDERING INFORMATION						
PART NO.	MANUFACTURE CODE	PACKING CODE	GREEN COMPOUND CODE	PACKAGE	PACKING	MARKING
BAS19W	(Note)	RV	G	SOT-323	3K / 7" Reel	KA8
BAS20W		RV	G	SOT-323	3K / 7" Reel	KT2
BAS21W		RV	G	SOT-323	3K / 7" Reel	KT3

Note: Indicator of manufacturing site for manufacture special control, if empty means no special control requirement

EXAMPLE					
PREFERRED P/N	PART NO.	MANUFACTURE CODE	PACKING CODE	GREEN COMPOUND CODE	DESCRIPTION
BAS19W RVG	BAS19W		RV	G	Green compound
BAS19W-M0 RVG	BAS19W	M0	RV	G	Green compound

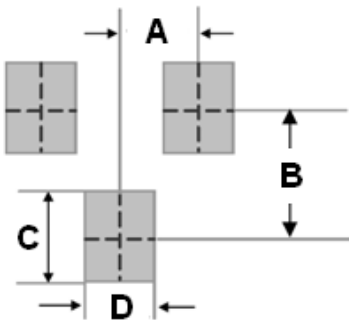
Small Signal Product

PACKAGE OUTLINE DIMENSIONS
SOT-323



DIM.	Unit (mm)		Unit (inch)	
	Min	Max	Min	Max
A	1.80	2.20	0.07	0.09
B	1.15	1.35	0.05	0.05
C	0.15	0.40	0.01	0.02
D	1.20	1.40	0.05	0.06
E	2.00	2.45	0.08	0.10
F	0.80	1.10	0.03	0.04

SUGGESTED PAD LAYOUT



DIM.	Unit (mm)	Unit (inch)
	Typ.	Typ.
A	0.65	0.026
B	1.60	0.063
C	0.80	0.031
D	0.80	0.031

PIN CONFIGURATION

